

Name _____ Date _____

Touch Points Practice A

Draw a circle around the quarters. Draw a square around the dimes. Draw a triangle around the nickels. Draw a diamond around the pennies. Then, draw the correct touch point(s) on each coin.



Name _____

Date _____

Touch Points Practice B

Color the quarters blue. Color the dimes purple. Color the nickels green. Color the pennies red. Then, draw the correct touch point(s) on each coin.



Name _____

Date _____

Counting Dimes, Nickels and Pennies A

Find the total value of the coins. Write your answer on the line. Use the touch points to help you.

1.  _____

2.  _____

3.  _____

4.  _____

5.  _____


6.  _____


Name _____


Date _____

Counting Quarters, Dimes, Nickels, and Pennies A

Find the total value of the coins. Write your answer on the line. Use the touch points to help you count.

1.  _____

2.  _____

3.  _____

4.  _____

5.  _____

6.  _____

7.  _____